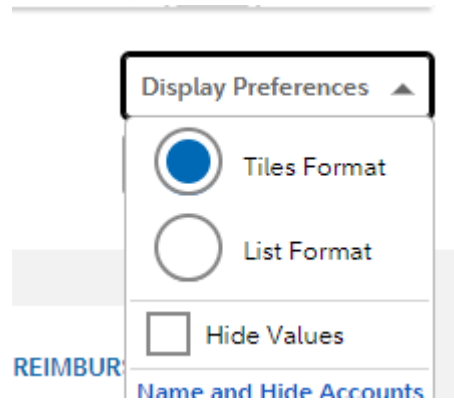


Fidelity NetBenefits – How to Change HSA Contributions

In order to change HSA contributions, log onto Fidelity's site at www.netbenefits.com.

If your display preference is set as Tiles Format:



1. On the Home page, Select Health & Insurance



2. The system will move to the Health & Insurance page. Scroll down to Your Benefits as of Today

Health & Insurance

Print

4

People covered

You chose health benefits for 4 people including yourself.

[See who's covered](#)

\$536.21

Total you pay bi weekly

This is the amount you pay bi weekly for your benefits.

[View your benefits](#)

Want help using your benefits?



Update family details

Make changes to your family members information.



Report a life event

Make changes to your benefits.



See plan documents

Access details about your benefits and other important information.

[Show more](#) ▼

Your benefits

AS OF TODAY

[See your benefits history](#)

3. In the Health Savings Account section, Click on *Change Contribution* to complete the process.

Health Savings Account: **Health Savings Account**

\$0.00

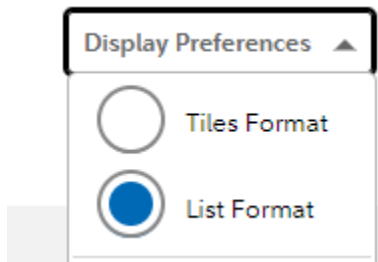
Coverage:\$0.00

Bi Weekly, Cost

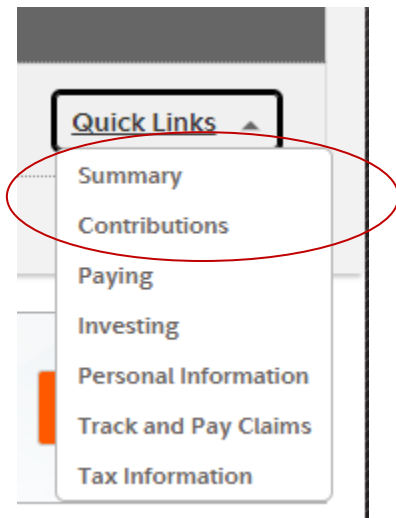
[Change contribution](#)



If your display preference is set as List Format:



1. From the Health Savings Account Quick Links menu, select Contribution.



2. Under Current Payroll Contribution, Click on *Change Contribution* to complete the process

Current payroll contribution

\$31.25

Per pay period, pre-tax

[Change current contribution](#) ←

For assistance with HSA questions or navigating the portal, employees may contact Fidelity at 1-800-835-5095.